

St Peter the Great Parish Residents Survey Results 2013



13th October 2013

Between 21st July and 15th September 2013 the Parish Council conducted a survey of residents through Newlink magazine that is delivered to every house in the Parish and online through the Parish Council web site (www.stpetersworcs.org.uk). The survey asked residents to rate the importance of topics in order to help the Parish Council set budgets and priorities for the next few years.

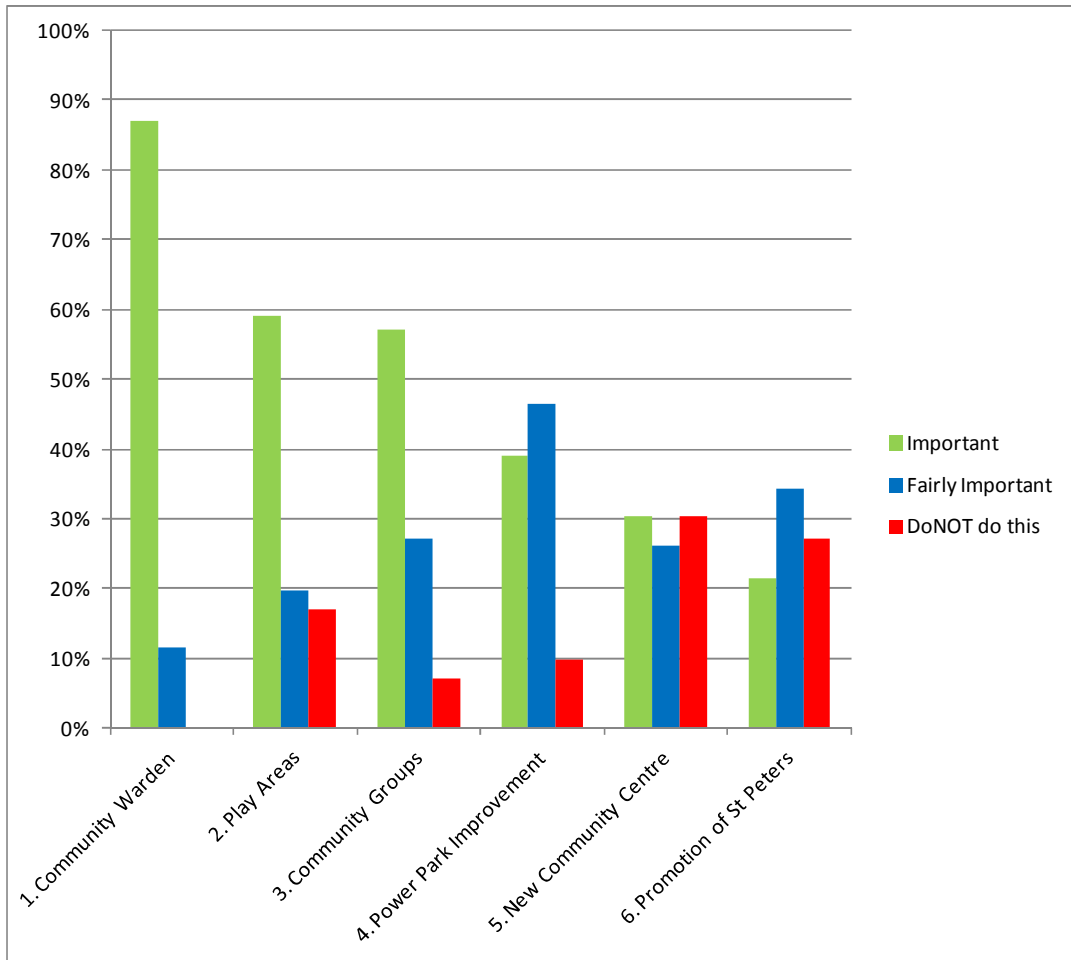
We received a healthy response and many comments - Thank you!

Part 1 - Parish Council Projects

This part of the survey asked about projects that the Parish Council could deliver that would be funded from the precept that you the residents pay with your Council Tax. These are listed here in the order of priority that you gave them - the most important first:

- 1. Community Warden** The Parish Council currently provides a sum of money every year (£6,300 in 2013-14 budget) to the City Council in return for enhanced environmental services (maintenance of green spaces grass, hedges, trees, litter picking). Should we continue with this at current funding levels?
- 2. Play Area Maintenance** The Parish Council could assume financial responsibility for maintenance of the current play areas. (Current City Council policy is to allow small play areas to diminish as the equipment reaches the end of its useful life.) The Parish Council does not currently fund Play Area maintenance and so this project would require an increase in the precept (or a reduction of another budget area).
- 3. Support for community groups based in St Peters.** The Parish Council provides support for community groups that are based in and support the residents of St Peters through provision of grants (in accordance with our published Grant Policy).
- 4. Improvements to Power Park.** The Parish Council has budgeted £4k this financial year (2013-14) that may be used to provide grant funding for initiatives proposed by the newly formed Friends of Power Park that the Parish Council approves. This may include planting (trees, flowers) or new seating or signage. Depending on the scale of this project it may be afforded with the current budget or require an increase in the precept. The budget allocation this year has been partly funded from Parish Council reserves.
- 5. New Purpose Built Community Centre** This would be a new major project and would almost certainly require an increase in the Parish Council budget and hence precept. If there is strong support for this the Parish Council will provide more information on options and costs and consult with residents in more detail.
- 6. Promotion of St Peters** This might include signs at the entrances to the Parish (e.g. 'Welcome to St Peters') or funding for an annual St Peters Event.

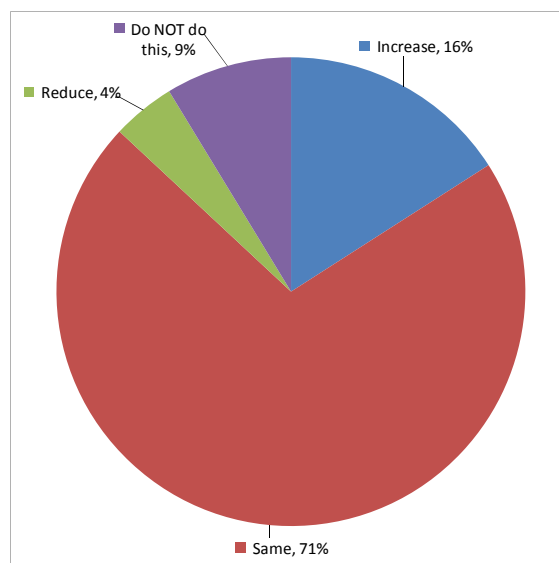
95% of survey replies that we received included answers to these questions. The % results shown in the chart below are % of respondents to that question.



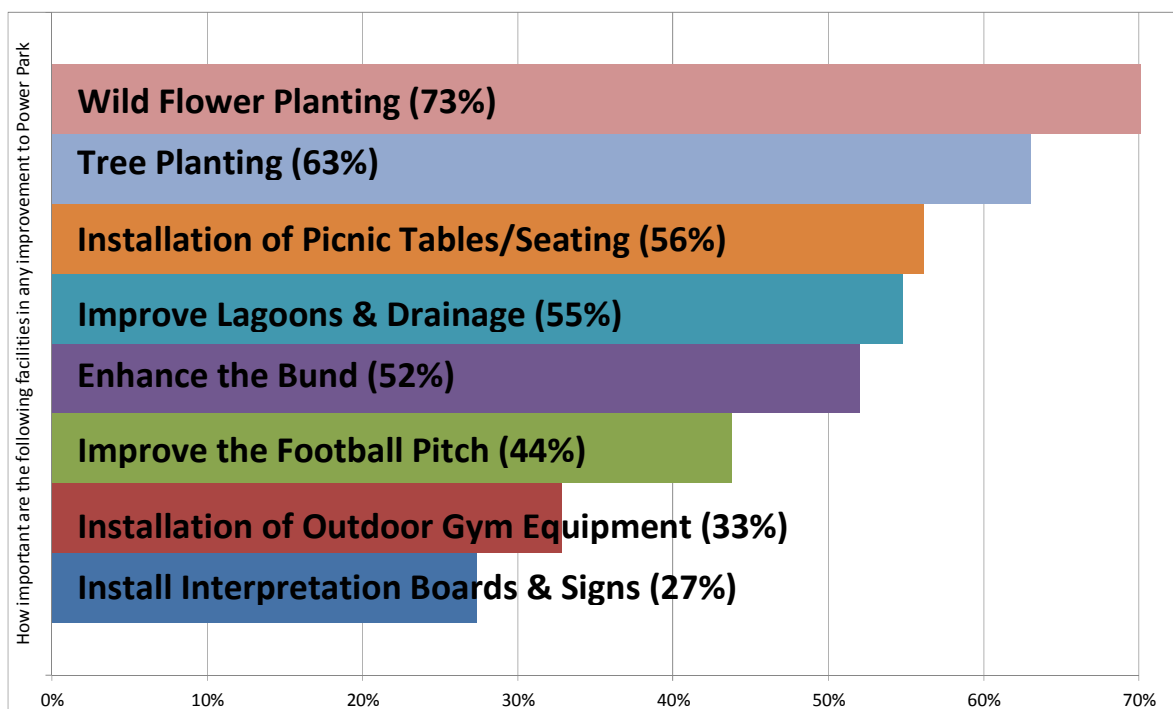
Your responses to these questions set out a fairly clear set of priorities and clear opposition to a new community centre or to promotion of St Peter's. The comments suggest that you are satisfied that the current Village Hall and St Peter's Baptist church together provide what is needed.

Reference "3. Supporting Community Groups" we asked "What is the right level of total grant budget?"

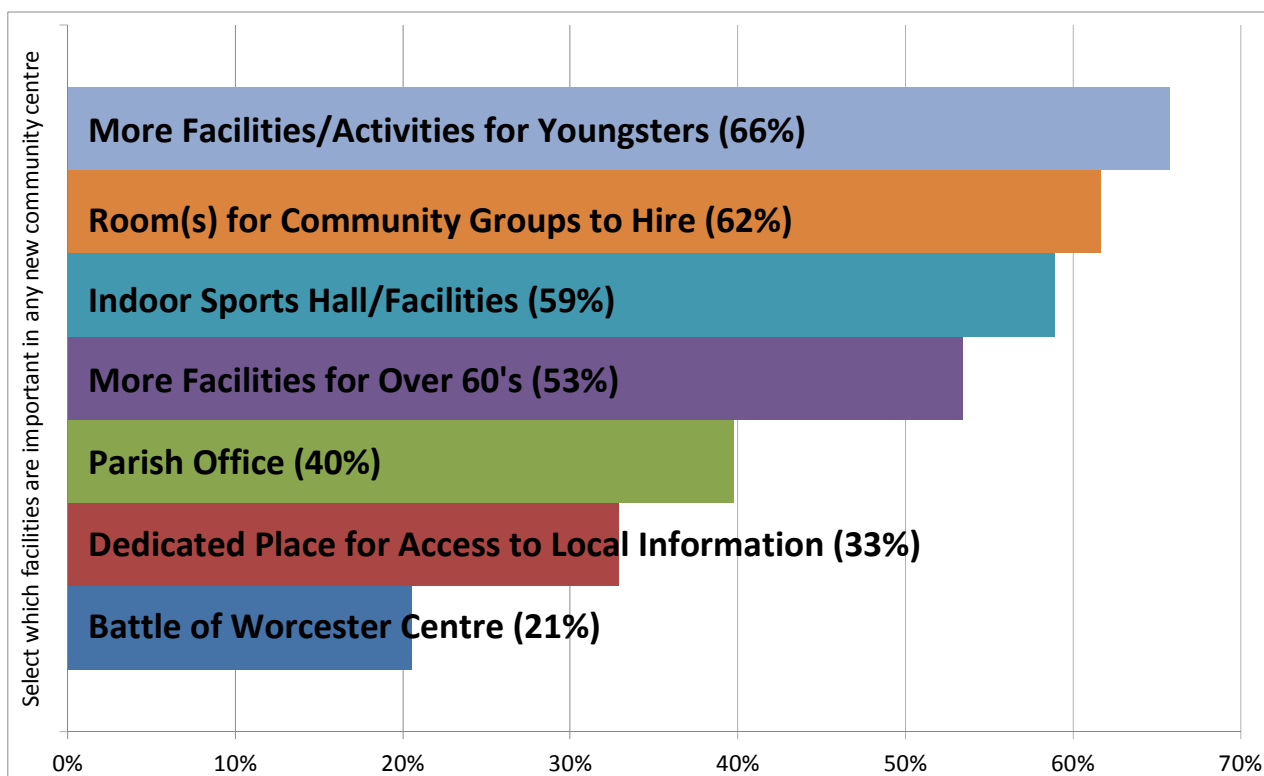
The clear majority view (71%) was to keep our level of grants about the same, with some (16%) suggesting it should be increased and some (13%) saying it should be reduced or we should stop giving grants.



Reference "4. Improvements to Power Park", we asked about priorities and the following figure shows these in rank order. The Friends of Power Park also conducted their own survey earlier this year and the results are similar.



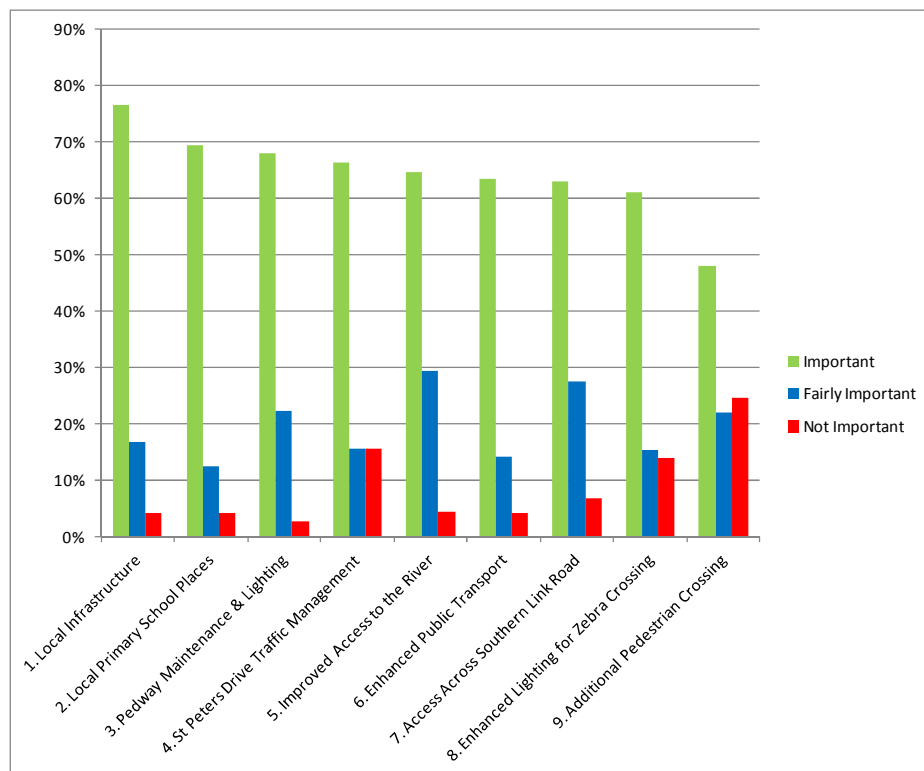
Reference "5. New Purpose Built Community Centre", we asked "How important are the following facilities in any new community centre?". The figure below shows the relative support for the various facilities we had proposed. Noting that the survey showed no clear overall support for a new community centre it is still interesting to see the ranking of the various facilities.



Part 2: Local Issues Affecting St Peters Residents

We also asked about wider issues that affect residents of St Peters, issues that the Parish Council may exert influence over with the other Local Authorities or Public Bodies, but which the Parish Council does not have the Power to address on its own. These are listed below in the priority order shown by the survey and summarised in the figure below:

1. Local infrastructure (utilities for new developments, flooding, transport, schools, medical, ...)
2. Local school places for primary school age children resident in St Peters
3. Improve pedway maintenance and lighting of key routes
4. Traffic management on St Peters Drive to deter its use as a 'rat-run'
5. Improve access to the river for recreation and the footpath to City
6. Enhanced public transport (bus) services for St Peters (evenings in particular)
7. Enhanced pedestrian & cycle access across southern link road to Norton and countryside
8. Enhanced lighting for the (existing) Zebra Crossing on St Peters Drive by Norton Avenue
9. Additional pedestrian crossing on St Peters Drive near Primrose Crescent/Timberdine Pub



The survey showed that most of the issues that we had identified are important to you, with the notable exception of the need for an additional pedestrian crossing near the Timberdine Pub.

Footnote: How representative is the survey?

We received 73 identifiable responses from the Parish (name and address supplied) and 11 anonymous responses. The anonymous responses have been excluded from numerical analysis but the comments have been noted. Based on a population of 4632 electors in St Peters (2012 figure) a sample of 73 provides a confidence interval of +/-12% at 95% confidence on the assumption that the responses represent a random sample of the population. It is hard to judge the randomness of the sample in a survey like this but analysis of the 73 identifiable responses shows that they came from addresses in 49 different roads in the Parish, most roads generating 1 response, 18 roads 2 or 3 responses and 1 road generated 4 responses. Of the identifiable responses, 50% came from Newslink and 50% online. Of the 11 anonymous responses 9 were online and 2 were Newslink. This compares to the last Parish Survey which was a leaflet delivered to every house, and which received 92 responses from 4327 electors in 2006.